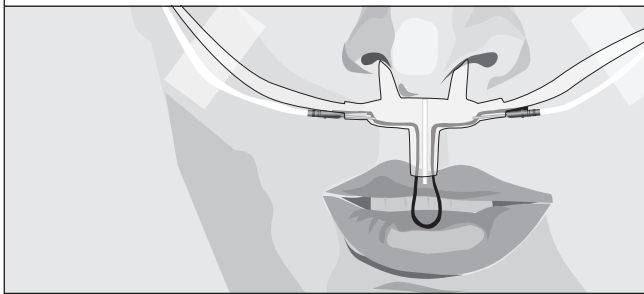


SleepSense®

The Sensor Solutions Company

ThermoCan™ 7-Ft Adult Thermal Cannula
ThermoCan™ Canule Thermique, Adultes, 210cm
ThermoCan™ Cánula Térmica, Adulto, 210cm
ThermoCan™ Cannula Termica, Adulto, 210cm
ThermoCan™ Thermal Kanüle, Erwachsene, 210cm



Use by: **LOT** 00000000
YYYY / MM **REF** 15807

Item N15807 - Ver. 4.2 [side A]

S.L.P. Ltd.
62 Mordechai Anilevitz St.
Tel-Aviv, 6706016, Israel
Tel: +972 3 6870640
Fax: +972 3 5371282

S.L.P. Inc.
2511 Technology Dr.,
Suite 112 Elgin, IL 60124, USA
Tel: +1 (630) 513 7479
Fax: +1 (630) 513 8478
E-mail: info@sleepsense.com

EC REP
Arazy Group GmbH
The Square 12,
Am Flughafen,
60549 Frankfurt am Main,
Germany

CH REP
**Arazy Group
Switzerland GmbH**
Bruderholzallee 53, 4059
Basel, Switzerland

UK
Me des Ltd.
5 Beaumont Gate,
Shenley Hill, Herts,
Radlett D77AR, England,
United Kingdom

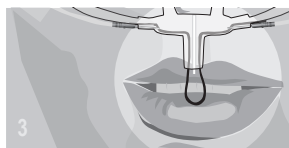
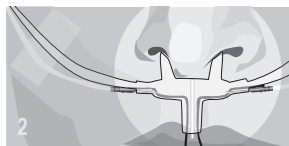
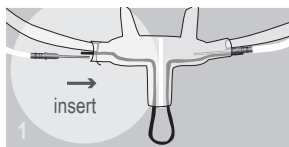
Made in China

www.sleepsense.com

Toll-free(U.S.): 888-slp-sens (757 7367)

Directions for Use

- Connect the thermal cannula using Sleepsense interface cable by inserting metal plugs on either side of the nose piece. (figure 1).
- Position cannula on face, inserting nasal prongs into nostrils. (figure 2).
- IMPORTANT: Adjust oral prong so that thermal wire loop is positioned in front of mouth. (figure 3).
- Connect interface cable to the PSG system.
- Ask the patient to breath through his nose and mouth and ensure that clear signals are recorded.



Indications for use

SleepSense sleep-lab sensors provide a qualitative measure of sounds, respiratory-effort, flow, body position or limb movements, for recording on an approved data acquisition system.

They are intended for use on children and adult patients who are screened during sleep disorder studies at a sleep laboratory or the patient's home.



Warnings and Precautions

- **Caution:** This product is for diagnostic purposes only and is not to be used as an apnea monitor or in a life sustaining situation.
US Federal Law restricts this device to sale, distribution and use by or on the order of a physician.
- SleepSense sensors are for professional use only.
- SleepSense sensors may be used only in conjunction with an approved recording system.
- Discontinue use if sensor shows signs of wear, damage, or exposed metal.
- SleepSense sensors are only intended for use on healthy skin.