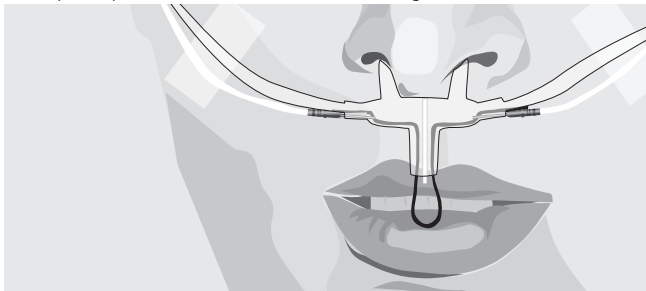


# SleepSense®

The Sensor Solutions Company

## ThermoCan™ 2-Ft Adult Thermal Cannula

With nasal prongs and integrated thermal sensor.  
2' (60 cm) tube with male luer connector. **Single use. Do not sterilize.**



Caution, consult Instructions for Use



CE marking of conformity



Do not reuse



Not made with natural rubber latex



BPA Free



DEHP Free



Keep dry



Keep away from sunlight



RoHS Compliance



Use by:

YYYY / MM



LOT 00000000

REF 15807-2\*



### S.L.P. Ltd.

62 Mordechai Anilevitz St.  
Tel Aviv, 6706016,  
ISRAEL  
Tel: +972 3 6870640  
Fax: +972 3 5371282

### S.L.P. Inc.

2511 Technology Dr., Suite 112  
Elgin, IL 60124, USA  
Tel: +1 (630) 513 7479  
Fax: +1 (630) 513 8478  
E-mail: info@sleepsense.com

### EC REP

### Arazy Group GmbH

The Squire 12,  
Am Flughafen,  
60549 Frankfurt am Main,  
Germany

[www.sleepsense.com](http://www.sleepsense.com)

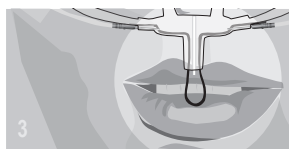
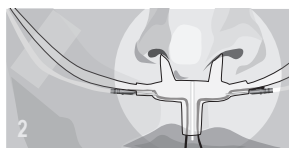
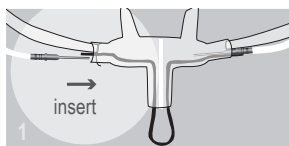
Toll-free(U.S.): 888-slp-sens (757 7367)

Item N15807-2 - ver.3.0 [side A]

Made in China

## Directions for Use

- Connect the thermal cannula using Sleepsense interface cable by inserting metal plugs on either side of the nose piece. (figure 1).
- Position cannula on face, inserting nasal prongs into nostrils. (figure 2).
- **IMPORTANT:** Adjust oral prong so that thermal wire loop is positioned in front of mouth. (figure 3).
- Connect interface cable to the PSG system.
- Ask the patient to breath through his nose and mouth and ensure that clear signals are recorded.



## Indications for use

SleepSense sleep-lab sensors provide a qualitative measure of sounds, respiratory-effort, flow, body position or limb movements, for recording on an approved data acquisition system.

They are intended for use on children and adult patients who are screened during sleep disorder studies at a sleep laboratory or the patient's home.



## Warnings and Precautions

- **Caution:** This product is for diagnostic purposes only and is not to be used as an apnea monitor or in a life sustaining situation. US Federal Law restricts this device to sale, distribution and use by or on the order of a physician.
- SleepSense sensors are for professional use only.
- SleepSense sensors may be used only in conjunction with an approved recording system.
- Discontinue use if sensor shows signs of wear, damage, or exposed metal.
- SleepSense sensors are only intended for use on healthy skin.